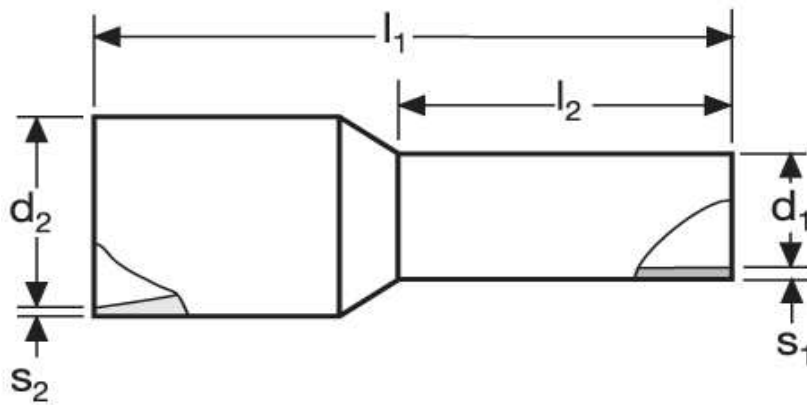



Aderendhülsen 35 mm² L

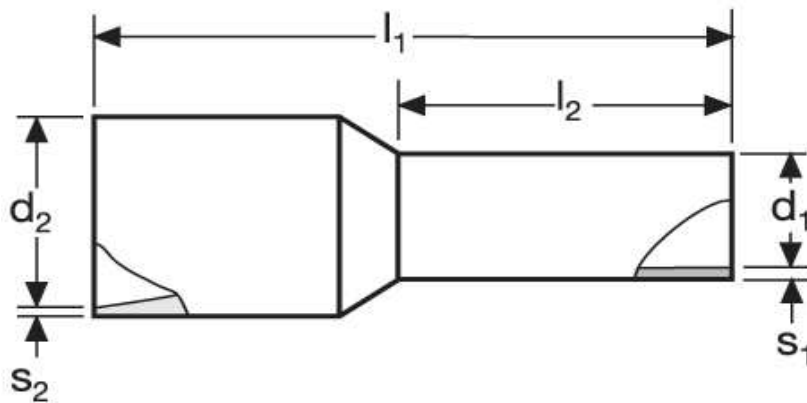



| | | | | | | |
|--|----------------------|----------------------|----------------------|----------------------|----------------------|----------------------|
| | | | Material | Isolation | | |
| | | | E-Cu, gal. Sn | PA | 2,015 / 1000 | 50 |
| | | | | | | |
| | | | l₁ | l₂ | d₁ | s₁ |
| | in mm: | | 39,0 | 25 | 8,3 | 0,2 |
| | | | | | | |
| | | | WE | TM | DIN | |
| | d₂ | s₂ | A 21325 | - | A25125 | |
| | 12,7 | 0,55 | beige | | rot | |
| | | | | | | |

Stand: 11.07.2014

Cord end - sleeves

35 mm² L



| | | | | | |
|---------------|----------------------|----------------------|----------------------|----------------------|----------------------|
| | | material | insulation | | |
| | | E-Cu, gal. Sn | PA | 2,015 / 1000 | 50 |
| | | | | | |
| | | l₁ | l₂ | d₁ | s₁ |
| in mm: | | 39,0 | 25 | 8,3 | 0,2 |
| | | | | | |
| | | WE | TM | DIN | |
| | d₂ | A 21325 | - | A25125 | |
| | s₂ | beige | | red | |
| | | | | | |

date: 11.07.2014